

NEW

***WANT CLEAN, SHARP, CRISP
CORNERS ON PAINTED DOORS?***

WOOD COLLECTION

NEW 5 PIECE MDF COLLECTION

The NEW 5 piece MDF collection is the perfect choice when doing a high end lacquered, painted, or glazed finish. A five piece MDF door will give you the look of a real wood 5 piece door, but without the risk of expansion & contraction, or cracking finish on the joints.



P100 SR1 P0 E3



P100 SR4 P0 E3



SHAKER SR8 P0 E5



SHAKER SR2 P0 E1



P100 SR7 P0 E5



EL02 RAW



P100 SR12 P0 E2 AP10

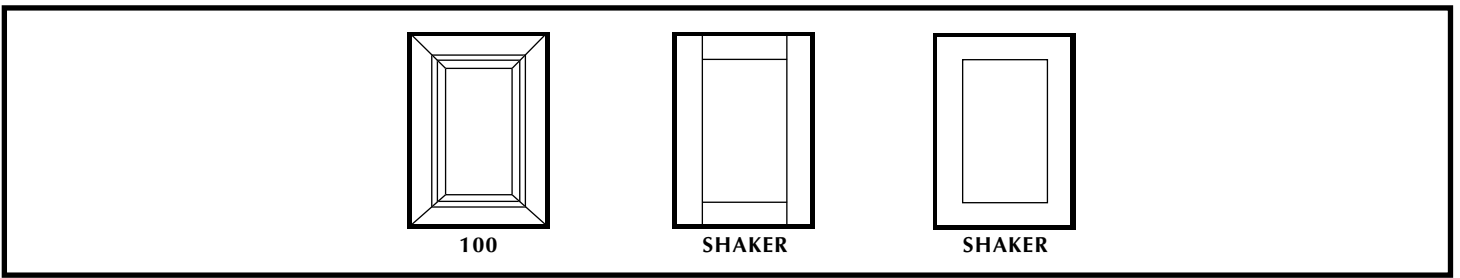


SHAKER SR5 P0 E1 AP20

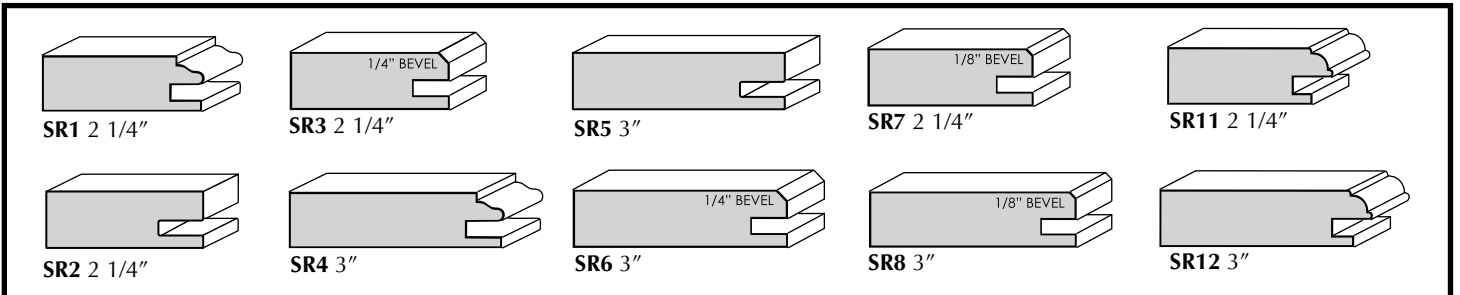


DOORDESIGNS

FINISHED DOOR THICKNESS 13/16"

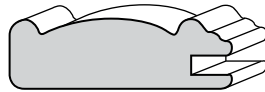


STILE/RAILPROFILES STANDARD 2 1/4" & 3"

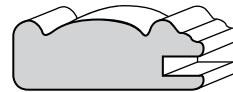


MDF MITRE RAILS

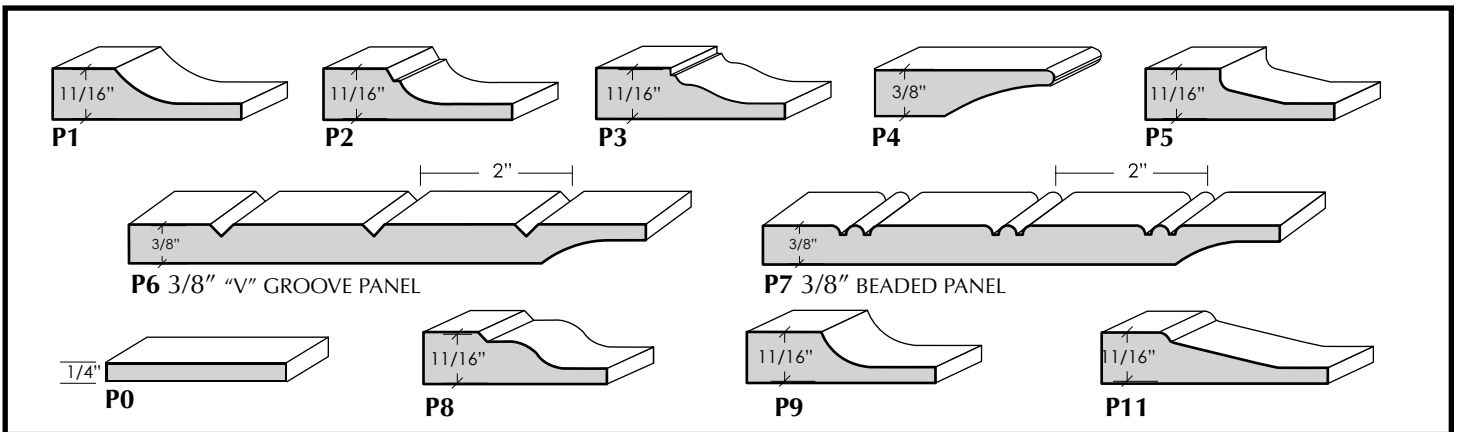
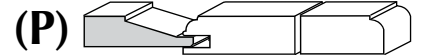
EL MDF 2 7/8"



DE MDF 2 1/4"

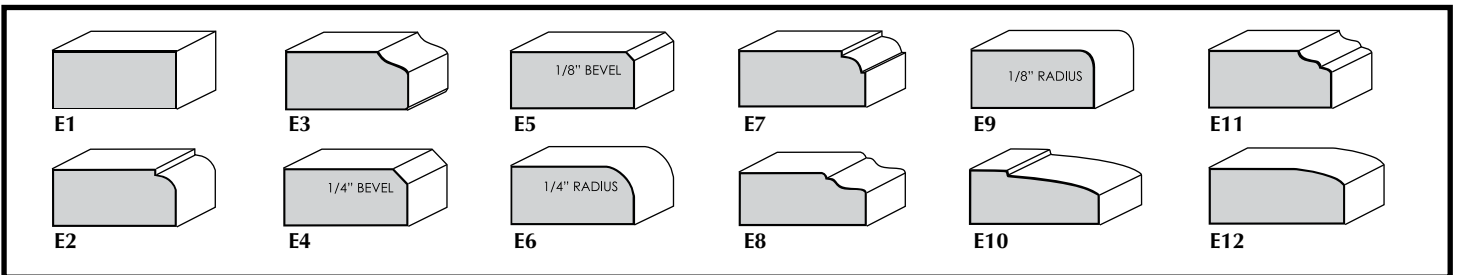


PANELPROFILES



NOTE: All panel profiles available in raw MDF

EDGEPROFILES



NOTE: Drawer fronts are available as 5-piece or as a slab (edge profiles match the door).

NOTE: Doors over 48" will be divided equally with centre rail, and two panels unless otherwise specified (with the exception of mitred doors).

NOTE: Up to 48" high - 1/8" of warpage, 48" to 60" high - 1/4", 60" & above 3/8"

NOTE: MDF 5 pc. doors are available in mullion glass doors. see Mortise & Tenon section of the wood catalogue for available styles. (mullions are maple not MDF)

NOTE: Applied mouldings are available on MDF door in maple only. See the applied moulding section of your wood catalogue for specifications.

NOTE: DE rail is the standard drawer front rail for the EL door rail.